

ARMY PUBLIC SCHOOL CLEMENT TOWN
SESSION 2023 - 24
SUMMER HOLIDAY HOMEWORK
CLASS III

Month of May brought long, hot days, And
now we have our summer holidays.

Playing and talking and watching cartoon,

Fun continues till the end of June.

Beautiful time comes cheer in a year.

Summer holidays are best days ever.



holidays



Vacations are the most appropriate time for kids to refresh and rejuvenate themselves, to be creative, to learn new skills and perform more enthusiastically. Children have ample energy which should be channelized in the right direction to get the best out of them. We have designed holiday homework, keeping this in mind. It will build their confidence and new skills.

Guidelines for the parents:

- Spend some quality time with your kids. Have at least one time meal with them. Play at least one indoor or outdoor game with them. Take them to the park and share your childhood experiences with them. Encourage your child to go outdoors rather than sitting in front of electronic gadgets all day.
- Encourage your child to cultivate the reading habit. Get some story books of their choice to read.

Instructions for kids:

- Do your homework neatly and on your own.
- Learn and Revise all the work done in the class.

ENGLISH

COMPREHENSION

- Read comprehension page no. 98(English Roots and Wings) and answer the questions.(in book)

READING : a story everyday, makes my mind healthy and fit

Read any one moral story and write the book review in the given format (Do it in the Scrap Book)

- Name of the book:
- Author:
- Summary in short:
- Character I like the most and why?

WRITING : is the PAINTING of voice

- Do one page handwriting daily in your handwriting notebook.

RHYME AND RHYTHM :Learning is the new FUN ACTIVITY

- Learn the poems 'My Family' and 'Evening' and write any one on a chart paper.

ACTIVITY: Tell me I Forget, teach me I Remember, involve me and I Learn

- Paste the pictures of nouns in your scrap book and write some adjectives to describe it.



REVISION: step towards perfection

- Revise the syllabus covered

HINDI

READING

- ❖ ग्रीष्मकालीन अवकाश के दौरान कोई भी अपनी मनपसंद किताब खरीदें और पढ़ें।
- ❖ प्रतिदिन रोज 10 मिनट समाचार पत्र पढ़ें।

WRITING

(लिखित कार्य रंगीन A4 शीट में करें।)

- ❖ मान लीजिए कि आपके पड़ोस में योग शिविर लगा है। आपको लोगों को योग करने के लिए प्रोत्साहित करना है। इसके लिए एक आकर्षक पोस्टर बनाकर उस पर स्लोगन लिखें। योग की आवश्यकता पर 5 पंक्तियां भी लिखें।
- ❖ छुट्टियों के दौरान आपने जो कुछ भी नया सीखा उसके बारे में अपने अनुभव 5 पंक्तियों में सांझा करें।

RHYME AND RHYTHM

- ❖ उपवन के फूल और समय का मोल कविता याद करें।
- ❖ 'तेरी है जमी तेरा आसमां' गाना याद करें।

HANDWRITING

- ❖ अलग से हिंदी कॉपी में प्रतिदिन एक पेज सुलेख लिखें।

ACTIVITY

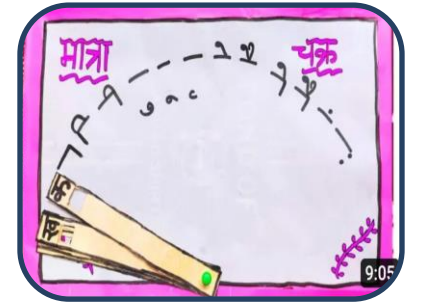
- ❖ आइसक्रीम स्टिक को जोड़कर उसमें 3 सुंदर अकृतियाँ और चित्र बनाओ।
- ❖ ग्रीष्मकालीन अवकाश के दौरान सभी छात्र अपनी इच्छा अनुसार कुछ नया सीखें जैसे- तैराकी ,खाना बनाना ,फोटोग्राफी , वीडियो एडिटिंग ,फुटबॉल , बॉक्सिंग, चित्रकला, आर्ट एंड क्राफ्ट , डांसिंग , सिंगिंग इत्यादि।



ART INTEGRATION

- ❖ मात्रा चक्र बनाएं
- ❖ विलोम शब्दों का सूरज

(मात्रा चक्र बनने के बाद दसखड़ी को पांच से छः बार सही उच्चारण के साथ पढ़ें)



MATHS

1. Learn and write tables 2 to 15 in your Holiday Homework notebook
2. Collect registration numbers of any 10 cars/scooters in your locality and do as directed:-

a) Write the numbers in words.

b) Write the numbers in expanded form.

c) Arrange the numbers in place value table.

d) Arrange the numbers in ascending and descending order.

3. Learn and write the telephone number of your-
father, mother, class teacher and immediate neighbour.


a). Add the first four digits of telephone number of your father and mother.

b) Subtract the first four digits of telephone number of your class teacher and immediate neighbour.







4. In a A4 sheet write Roman Numerals I to X using matchsticks .

5. Do the given worksheets:

Roman Numeral Clockface (1)
Maths worksheets from mathsblog.co.uk



Try reading the times shown using Roman numerals on the clock face. Usually the number four is shown as IIII but it can also be shown as IV. Write the times using numbers. I have done one for you.

 <input type="text" value="4:00"/>	 <input type="text"/>	 <input type="text"/>
 <input type="text"/>	 <input type="text"/>	 <input type="text"/>

Tell the time



Rounding

Round to nearest 10.

1. 67 → _____

2. 49 → _____

3. 35 → _____

4. 89 → _____

5. 75 → _____

6. 16 → _____

7. 22 → _____

8. 93 → _____

9. 25 → _____

10. 35 → _____

Round to nearest 100.

11. 219 → _____

12. 144 → _____

13. 620 → _____

14. 550 → _____

15. 850 → _____

16. 905 → _____

17. 176 → _____

18. 350 → _____

19. 263 → _____

20. 649 → _____

Revision Exercise

Q1. Add the following.

(a)

H	T	O
1	1	3
+	2	4

(b)

H	T	O
3	5	3
+	4	2

(c)

H	T	O
2	0	4
+	3	5

(d)

H	T	O
8	9	4
+		1

(e)

H	T	O
5	9	6
+	1	8

(f)

H	T	O
1	1	2
+		5

(g)

H	T	O
3	6	5
+	3	9

(h)

H	T	O
8	0	5
+	1	3

Q2. Arrange the digits in columns and add.

(a) 513 + 139 + 42

(b) 315 + 104 + 314

(c) 114 + 263 + 408

(d) 541 + 144 + 218

EVS

1. Make pictures of five animals using dried leaves.



2. Make a poster on 'SAVE WATER ' and write five ways by which we can save water (use a drawing sheet)



3. Observe any three animals in your surroundings (ants, lizards, bee, dog etc) and draw their pictures. Also write any one thing that you observed about them.
4. Interview your family members and explore about your family. Write any two good qualities of each member of your family.

5. Revise all the work done in your EVS notebook.
6. Read Chapter 3 and Chapter 4 .
7. Make a beautiful planter from used or waste material (bottles, old containers, cans etc)



COMPUTER

1. Learn exercises of chapter 1 and 2.
2. Read chapter 3 (Paint 3 D), underline difficult words and learn their spelling.
3. Rearrange the jumbled-up letters and write the correct word: (Do it in holiday HW notebook).

1. R W H D A R A E
2. W F T E A O S R
3. R E T U M O P C
4. T U P N I
5. T U P T O U
6. T O O B I N G
7. W I O N D S W
8. T A K S R A B
9. P O T K S E D
10. E C A F R E T N I

4. Draw and label the following: (Do it in holiday HW notebook)
 - a. A computer system with all parts attached to it.
 - b. Any two Input devices and two Output devices.